



## **EXTERNAL LOCKERS**

**Premium outdoor steel lockers engineered for  
durability, security, and versatility**

# EXTERNAL LOCKER OVERVIEW

Our External Weather-Resistant Steel Lockers are precision-engineered to withstand exterior conditions without compromising security or aesthetics.

## External Locker Benefits

- ✓ Designed to withstand weather conditions without rusting or warping
- ✓ Secure: inset doors and piano hinges for maximum protection
- ✓ Strong and durable: sides, back, and front pillars cut and folded from single Zintec steel sheets for superior rigidity
- ✓ Optimises outdoor space with flexible bank positioning
- ✓ Modern, streamlined aesthetic enhances your facility's appearance

## STANDARD SPECIFICATION

- **Material:** Zintec steel, fully welded carcass
- **Paint:** Weather-resistant polyester textured finish
- **Locking:** Wet area cam lock as standard spec, supplied with 2 keys. (Other options available)
- **Side gang holes:** Nuts and bolts supplied for banked installations
- **Internal fittings:** Configurations vary by model (see sizes & configurations page)



## OPTIONAL EXTRAS

- **Locking:** Wet area mechanical and digital locking options, including £1 coin lock, combination and RFID
- Numbering system
- Locker stand to position locker above ground level
- **Banked configurations:** nests of 2 and 3 lockers
- Sloping tops
- **Additional fittings:** coat rails, hooks



## THE LATEST DESIGN IMPROVEMENTS INCLUDE



✓ **Weather-resistant construction**  
Designed to be installed and used outdoors

✓ **Enhanced security**  
Inset doors with robust piano hinges


✓ **Premium materials**  
Zintec steel carcass & doors

✓ **Polyester powder coating**  
weather-resistant textured polyester paint finish

# SIZES & CONFIGURATIONS

## EXT18\*\*D1

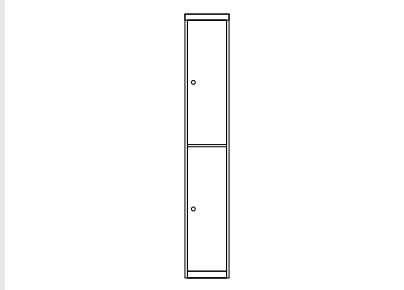
**Internal fittings:** Shelf 350mm from top + 2 rear coat hooks\* / Coat rail + 1 rear hook\*



**Height:** 1800mm  
**Width & Depth Options:**  
 225×300 (N2), 300×375,  
 375×450\*, 450×525\*, 525×600\*,  
 600×600mm\*

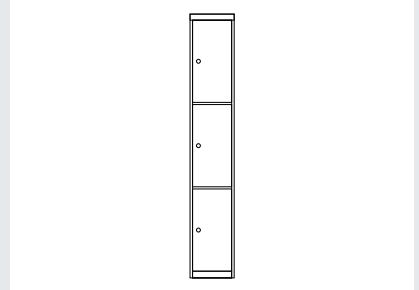
## EXT18\*\*D2

**Internal fittings:** Two rear coat hooks per locker



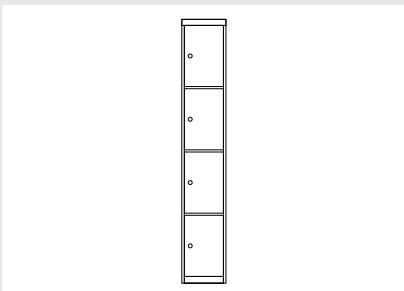
**Height:** 1800mm  
**Width & Depth Options:**  
 225×300 (N2), 300×375, 375×450,  
 450×450mm  
**Door Height:** 835mm

## EXT18\*\*D3



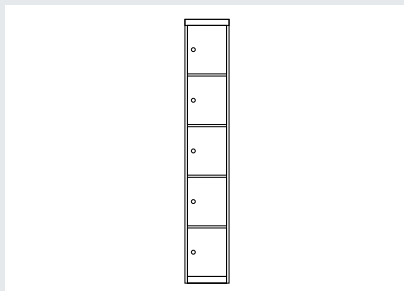
**Height:** 1800mm  
**Width & Depth Options:**  
 225×300 (N2), 300×375, 375×450,  
 450×450mm  
**Door Height:** 568mm

## EXT18\*\*D4



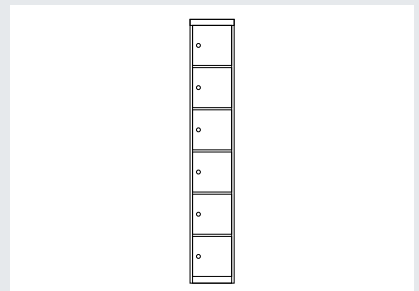
**Height:** 1800mm  
**Width & Depth Options:**  
 225×300 (N2), 300×375, 375×450,  
 450×450mm  
**Door Height:** 425mm

## EXT18\*\*D5



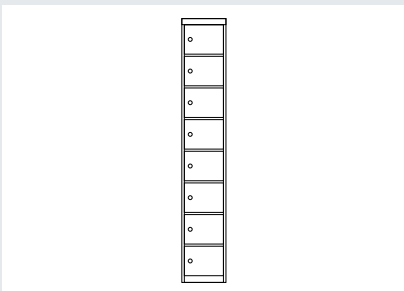
**Height:** 1800mm  
**Width & Depth Options:**  
 225×300, 300×375, 375×450,  
 450×450mm  
**Door Height:** 340mm

## EXT18\*\*D6




**Height:** 1800mm  
**Width & Depth Options:**  
 225×300, 300×375, 375×450,  
 450×450mm  
**Door Height:** 282mm

## EXT18\*\*D8



**Height:** 1800mm  
**Width & Depth Options:**  
 300×300, 300×375, 300×450mm  
**Door Height:** 212mm

## EXT18\*\*D10



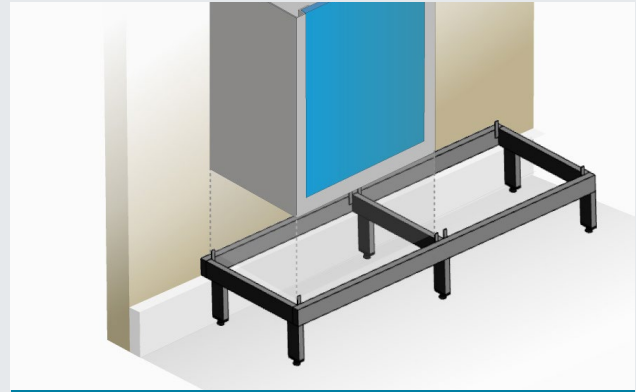
**Height:** 1800mm  
**Width & Depth Options:**  
 300×300, 300×375, 300×450mm  
**Door Height:** 169mm

### Ordering & Bespoke Options

Products are made to order, ensuring meticulous attention to detail. For bespoke sizes, finishes, or internal fittings, please call **02920 859600**.

## LOCKER STAND SPECIFICATION

- **Material:** Stainless steel frame
- **Paint:** Weather-resistant polyester textured finish
- **Adjustable feet**
- **Welded construction**
- **Suitable for locker depths:** 300, 375 and 450mm



**Height:** 100, 150, 200mm

**Length:** 300, 450, 600, 750, 900, 1125, 1200, 1350, 1500, 1800mm


**Depth:** 300, 375, 450mm



# DURABLE POLYESTER POWDER COATING FINISHES

Interpon D1036 Matt is a range of powder coatings which give very good exterior durability and colour retention and meets the requirements of all major architectural finishing standards. Interpon D1036 Matt has been specifically formulated without the use of TGIC.


## STANDARD TEXTURED PAINT FINISHES




**Black**  
SN305G




**Flint**  
SL305G



**Light Grey**  
SL335G



**Pearl**  
SD315G



**Purple**  
SG320G



**Blue**  
SN305G




**Green**  
SN305G



**Red\***  
SG320G



**Yellow**  
SE316G



**White**  
SA310G

\* Additional costs will apply.