



PREMIER LOCKERS

Laminate Doors, Steel Carcase Lockers

PREMIER LOCKERS OVERVIEW

Premier is a hard wearing solution that is as versatile as our steel range with a wide range of vibrant Laminate SGL colours to complement your interior design. Perfect for storing personal items and suitable for a variety of Industries. Our 'built to last' design offers security and is backed by lock options to meet your everyday requirements.

Premier Locker Benefits

- ✓ Perfect for dry areas across health, education, hospitality and leisure facilities
- ✓ Boosts security
- ✓ Improve organisation, helps to keep main working areas free of clutter
- ✓ Encourages good practice
- ✓ Optimises space
- ✓ Easy to clean and hard wearing
- ✓ Durable and strong
- ✓ Streamline aesthetics

STANDARD SPECIFICATION

- **Material:** Steel carcass with Laminate SGL doors (10mm)
- **Construction:** Spot welded design
- **Doors:** Laminate SGL doors with bolt-through hinges. Locker doors fitted with a vertical stiffener for added strength
- **Locking:** Key lock supplied with two keys
- **Base:** Unique one-piece base
- **Installation:** Side gang holes with nuts and bolts supplied
- **Ventilation:** Integrated vents



OPTIONAL EXTRAS

- **Lock options:** Hasp & staple, Dual £1 coin lock, Token lock, Digital combination lock, Mechanical lock
- Vinyl graphic prints
- Hotbox
- Numbering system, Integral sloping top
- Bespoke / Premium paints and Laminates
- Nest of 2 (inset door)
- **Additional fittings:** Coat rails, hooks
- Locker stands and seats

STANDARD SIZES & CONFIGURATIONS

Premier Lockers Flat Top			
TIERS	1500H X 300W X 300D	1500H X 300W X 450D	1500H X 450W X 450D
1	BF244A	BF246A	BF266A
2	BF244B	BF246B	BF266B
3	BF244C	BF246C	BF266C
4	BF244D	BF246D	BF266D
TIERS	1800H X 300W X 300D	1800H X 300W X 450D	1800H X 450W X 450D
1	BF344A	BF346A	BF366A
2	BF344B	BF346B	BF366B
3	BF344C	BF346C	BF366C
4	BF344D	BF346D	BF366D
5	BF344E	BF346E	BF366E
6	BF344F	BF346F	BF366F

Premier Lockers Integral Sloping Top			
TIERS	1500/1600H X 300W X 300D	1500/1650H X 300W X 450D	1500/1650H X 450W X 450D
1	BS244A	BS246A	BS266A
2	BS244B	BS246B	BS266B
3	BS244C	BS246C	BS266C
4	BS244D	BS246D	BS266D
TIERS	1800/1900H X 300W X 300D	1800/1850H X 300W X 450D	1800/1850H X 450W X 450D
1	BS344A	BS346A	BS366A
2	BS344B	BS346B	BS366B
3	BS344C	BS346C	BS366C
4	BS344D	BS346D	BS366D
5	BS344E	BS346E	BS366E
6	BS344F	BS346F	BS366F

Pictured Unit

Height: 1800mm x **Width:** 300mm x **Depth:** 450mm
Colour: Dark Grey

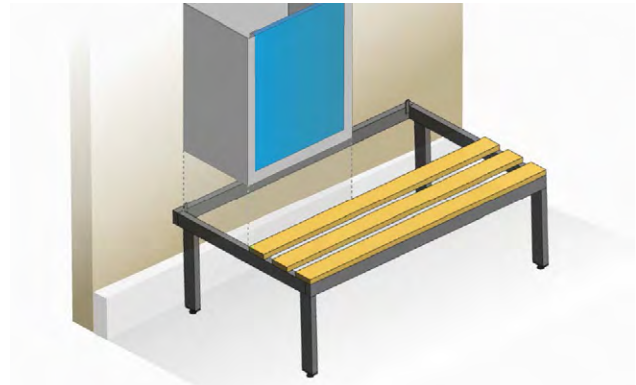
Ordering & Bespoke Options

Products are made to order, ensuring meticulous attention to detail. Units are available in any bespoke size and configuration, please call **02920 859600**.



LOCKER STAND SEATS SPECIFICATION

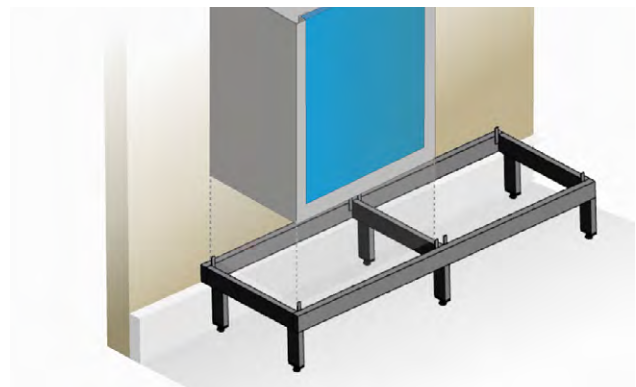
- Steel frame durable powder paint coated
- **Frame Colour:**
Paint from the standard range
- **Seat slat colours:**
Ash Slats – 20mm thick clear varnish
SGL standard range – 10mm thick
- Seat slats fixed through via the underside of the frame
- **Suitable for locker depths:**
300, 375 and 450mm
- **Optional extra:**
Aluminium frame, silver texture finish



Height: 400mm
Length: 600, 750, 900, 1200, 1350, 1500, 1800mm
Depth: 300 and 400mm

LOCKER STAND SPECIFICATION

- Steel frame durable powder paint coated
- **Frame Colour:**
Paint from the standard range
- Adjustable feet
- Welded construction
- **Suitable for locker depths:**
300, 375 and 450mm
- **Optional extra:**
Aluminium frame, Silver texture finish




Height: 100, 150, 200mm
Length: 300, 450, 600, 750, 900, 1125, 1200, 1350, 1500, 1800mm
Depth: 300, 375, 450mm

STEEL PAINT FINISHES

Paints unless detailed below are MATT finish – 30% Gloss. Feature BioCote antimicrobial technology which reduces the presence of microbes by up to 99.99%. BioCote is permanent and complements existing cleaning practices.

STANDARD COLOURS



Black 021




Iris 003




White 017



Irish 015



Light Grey 001



Cornflower 012



Poppy 009




Flint 002

PREMIUM COLOURS – MOQ 10* UNITS




Graphite – Texture
GAK-MW333E



Glacier
GAK-EK216E



Heather
GAK-EH227E



Pearl
GAK-ED204E




Chocolate
GAK-EM210E



Pine
GAK-EF200E



Clear Lacquer
Finish



Reef
GAK-EK221E



Daffodil
GAK-EE250E



Sand
GAK-EE220E



Jaffa
RAL 2003
*MOQ 20

Clear lacquer, BioCote antimicrobial coating not included.

SGL FINISHES

Solid Grade Laminate – 10mm, double sided decorative board designed to meet the most demanding specifications for interior applications.

Ideal for areas with high levels of humidity, and applications requiring superior hygiene and maintenance levels.

FAST TRACK – STOCKED SGL



Dust 299



Dark Grey 301




Electric Blue 288



Red Dynasty 332




Pearly White 342



Lime 282




Divine Yellow 289




Refresh Oak 353

NON STOCKED – SGL – 10MM


Are subject to a minimum order quantity. Surcharges – additional costs, leads times will apply.



Black



Tangerine



Sky Grey




Blue Galaxy



Dark Green



Primeval Oak



Rovere Bardolino



Rovere Casto